



Tobago CivilNET, Tophill Street, Speyside, Tobago

www.TobagoCivilNET.org

TobagoCivilNET@gmail.com

<https://www.facebook.com/TobagoCivilNET>

PRO: Xavier Edwards +1 (868) 487-9722

20 March, 2025

Results: Tobago Residents' Annual Survey of Tobago Performance Dec 2023- Dec 2024

Overview

The third annual residents' survey has expanded beyond just measuring the Tobago House of Assembly's (THA) performance — it now looks at the bigger picture: how Tobago is doing overall in supporting residents' quality of life. Conducted between **January 8 and February 15, 2025**, the survey was led by **Tobago CivilNET** and the **Tobago Council of Elders**, with strong support from the **Tobago Youth Council**.

A **record 410 Tobagonians** took part — the highest response rate so far — giving us a reliable snapshot of public sentiment, with a professional **±5% margin of error**.

Key Findings at a Glance

- **34.9%** of respondents rated their overall quality of life as **Good or Excellent**
- **22.2%** said it was **Poor or Very Poor**, with many falling in the middle, rating it **Fair**
- **Jobs** and **recreational spaces** received some of the **lowest satisfaction scores**
- **Electricity (81%), Internet access (69%),** and **clean water availability (62%)** scored **high satisfaction**
- Trust in the **THA remains low**, with **53.5%** rating its performance as **Poor or Very Poor**

- Despite governance frustrations, **most respondents volunteered** in their communities, especially in **education, youth development, and environmental protection**

Let's dive deeper into what Tobagonians had to say.

Quality of Life: Just Getting By

While many residents are getting by, the survey shows there's room for improvement.

- **Almost half** of respondents rated life in Tobago as **Fair**.
- **Nearly 1 in 3** said they **rarely or never** meet their basic needs on their current income.

What's working well?

- **Electricity Access – 81% Satisfied/Very Satisfied**
- **Availability of Clean Drinking Water – 62% Satisfied/Very Satisfied**
- **Internet Access – 69% Satisfied/Very Satisfied**
- **Transportation – 57% Satisfied/Very Satisfied**
- **Healthcare – 52% Satisfied/Very Satisfied**
- **Safety in their Area – 48% Satisfied/Very Satisfied**

Where are things falling short?

- **Job Opportunities – 12% Satisfied/Very Satisfied | 71% Dissatisfied/Very Dissatisfied**
 - **Recreational Activities – 33% Satisfied/Very Satisfied**
 - **Public Education & Awareness – 37% Satisfied/Very Satisfied**
-

Governance: Disconnect and Dissatisfaction

When it comes to governance, most residents feel **left out** and **uninformed**.

- **53.5% rated the THA's performance as Poor or Very Poor**, up from 37% in the previous survey.
- Only **14.6% rated the THA as Good or Excellent**, down from 26%.
- **Most respondents do not trust the THA** and feel **unrepresented**, with **low ratings** for **transparency, fairness, and effectiveness**.
- A majority feel **uninformed about THA decisions** and **rarely participate** in meetings or feedback efforts.

And what about the **Minority Council**?

- **Most respondents** say it has **little or no impact** on Tobago's governance.
- This matches previous feedback where many rated the Council's performance as **Poor or Average**.

Community Spirit: A Bright Spot

In contrast to governance issues, the **Tobago spirit is alive and well**.

- **Most residents** reported **volunteering or contributing** to their communities.
- **Popular efforts**: village councils, charity events, youth mentoring, beach cleanups, and small business support.
- **70% are interested** in future volunteer efforts, especially in **education, economic development, and the environment**.

Voices from the People

Residents provided **568 comments** about what Tobago and their districts need. These were grouped into key themes:

1. **Infrastructure & Public Services**
2. **Crime & Safety**
3. **Jobs & Economic Opportunities**

4. **Youth & Social Development**
 5. **Transportation**
 6. **Tourism & Economic Growth**
 7. **Governance & Political Reform**
 8. **Environmental Sustainability**
-

Special Focus: The Youth Perspective

Among **121 youth respondents (under age 35)**, some strong patterns emerged:

- **Even more dissatisfaction with job opportunities** than the general population.
 - **Lower awareness of THA actions**, with **fewer youth participating** in governance.
 - **Greater distrust** of the THA and **stronger disagreement** on its transparency and effectiveness.
-

What This Survey Tells Us

Tobagonians are **resilient** and **willing to help**, but feel **disconnected from decision-making and governance**. The island's **economic challenges**, especially **job shortages**, remain a major concern. Yet the **willingness to contribute** signals an opportunity: **residents are an untapped resource** in shaping Tobago's future.

This survey is a tool for **leaders and civil society** — it highlights **public sentiment** and should inform **planning, action, and dialogue**. It also helps **residents understand each other's concerns** and hopefully inspires **greater collaboration**.

How the Survey Was Done

The survey was conducted mainly online via Google Forms, with **additional paper surveys** to reach those less tech-savvy. To boost youth participation, a **targeted Facebook ad campaign** ran for several weeks, and the **Tobago Youth Council** encouraged its members to participate.

Tobago CivilNET, Tobago Council of Elders, with the Tobago Youth Council

See more about Tobago CivilNET Surveys here: <https://tobagocivilnet.org/surveys/>

Tobago Residents' Annual Survey of Tobago Performance Dec 2023- Dec 2024

Table of Contents

Results: Tobago Residents' Annual Survey of Tobago Performance Dec 2023- Dec 2024.....	1
Main Survey Results.....	5
Introduction to the Survey Responses.....	6
Demographics.....	6
Your Quality of Life.....	9
Participatory Governance.....	12
Your Contribution Towards a Better Tobago.....	15
Open Feedback.....	18
Youth Appendix.....	22
Demographics.....	22
Your Quality of Life.....	25
Participatory Governance.....	28
Your Contribution Towards a Better Tobago.....	32
Open Feedback.....	34

Main Survey Results

Below are the numerical and summary results of the Tobago Performance Survey 2023-2024 hosted by Tobago CivilNET, the Tobago Council of Elders and the Tobago Youth Council. We perform limited interpretation of these figures to avoid any bias or coloring of the reader's perception. Note that we have included a Youth Appendix reviewing the results of the Sub-35 age group only.

Total responses: **410**

Margin of error is **5%**.

Interpretation: *Assuming an adult population of 51,393⁺, we are **95%** confident that the percentages shown in the results are within **±5%** of the true values.*

***Note:** *this was the size of the Electorate in Tobago for THA 2021 Elections according to the Elections and Boundaries Commission.*

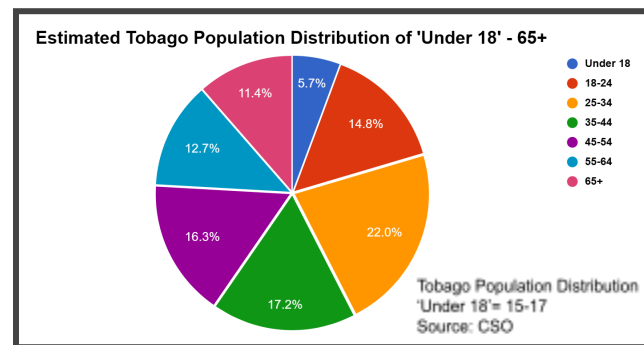
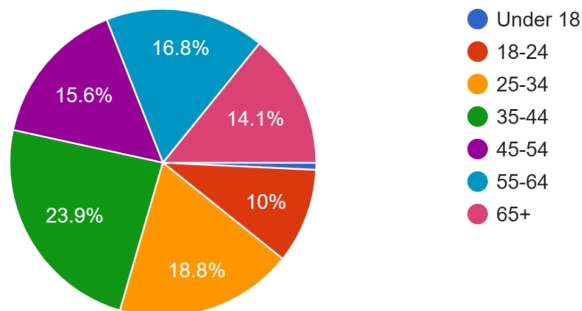
Introduction to the Survey Responses

Note: many questions were reworded from the previous year, so comparisons with previous years will be very limited in most cases. Artificial Intelligence (AI) technologies were used to summarize the open ended (text) responses.

Demographics

1) What is your Age?

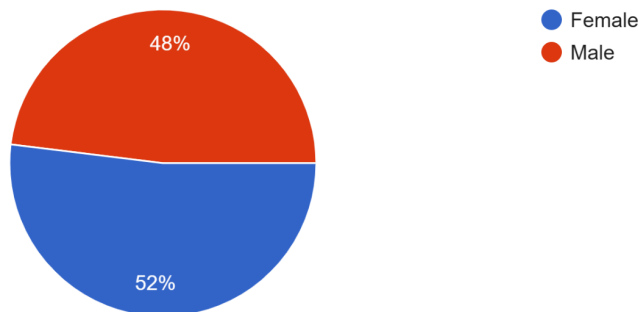
410 responses



All younger age groups were underrepresented. The Under 18 age group for instance, only had 3 responses, although there is a much larger proportion in the real Tobago population (see insert). 10% of respondents were in the 18-24 age group. Estimates for Tobago's adult population (from Central Statistics Office, CSO) are that almost 15% are in this age group, so they are also underrepresented. This is a similar case for the 25-34 age group. Other age groups are overrepresented but in ratios similar to the Tobago adult population.

2. What is your Sex?

410 responses



The survey captured slightly more responses from women than men.

3) Please Select Your District

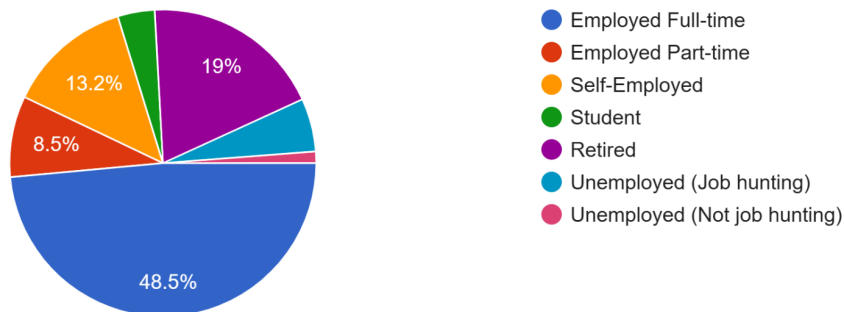
410 responses



All 15 Tobago Districts were represented. This result is similar to the previous survey. The minimum represented districts were Bethesda/Les Coteaux and Belle Garden/Glamorgan with 2.7% and 3.9% of the responses respectively. The largest was Bon Accord/ Crown Point with 11.7%.

4. Which option best describes your Employment Status?

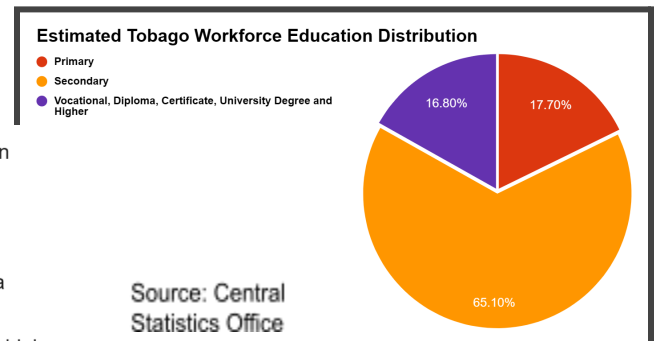
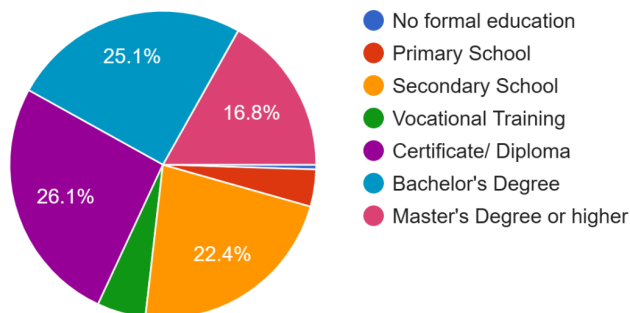
410 responses



The majority of respondents were working full time. The survey also captured a large portion of retired persons which is similar to the proportion of respondents above 65 years of age (retired likely also captured some younger respondents). The diversity of employment status is a good indication of the diversity of perspectives captured.

5. What is your highest education level?

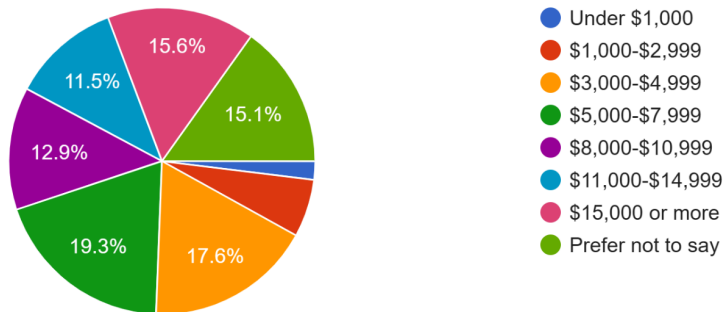
410 responses



The educational backgrounds of respondents varied widely. The data on Tobago's workforce educational attainment is at right, and is limited. Despite the differences in grouping, it's clear (from comparing the two) that there is a bias in the survey results towards more highly educated residents.

6. What is your Monthly household Income?

410 responses

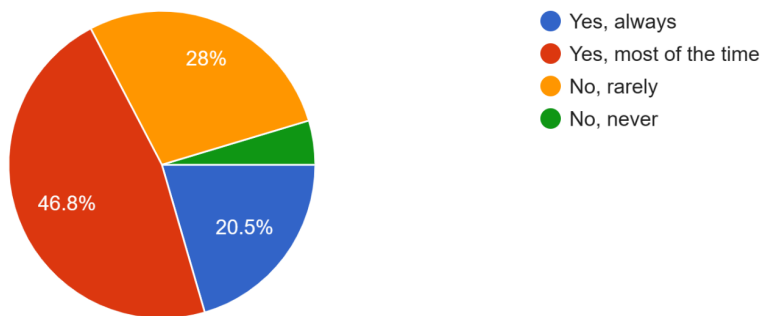


The household income of respondents was wide in range. Note that quite a lot of respondents preferred not to answer this question.



Your Quality of Life

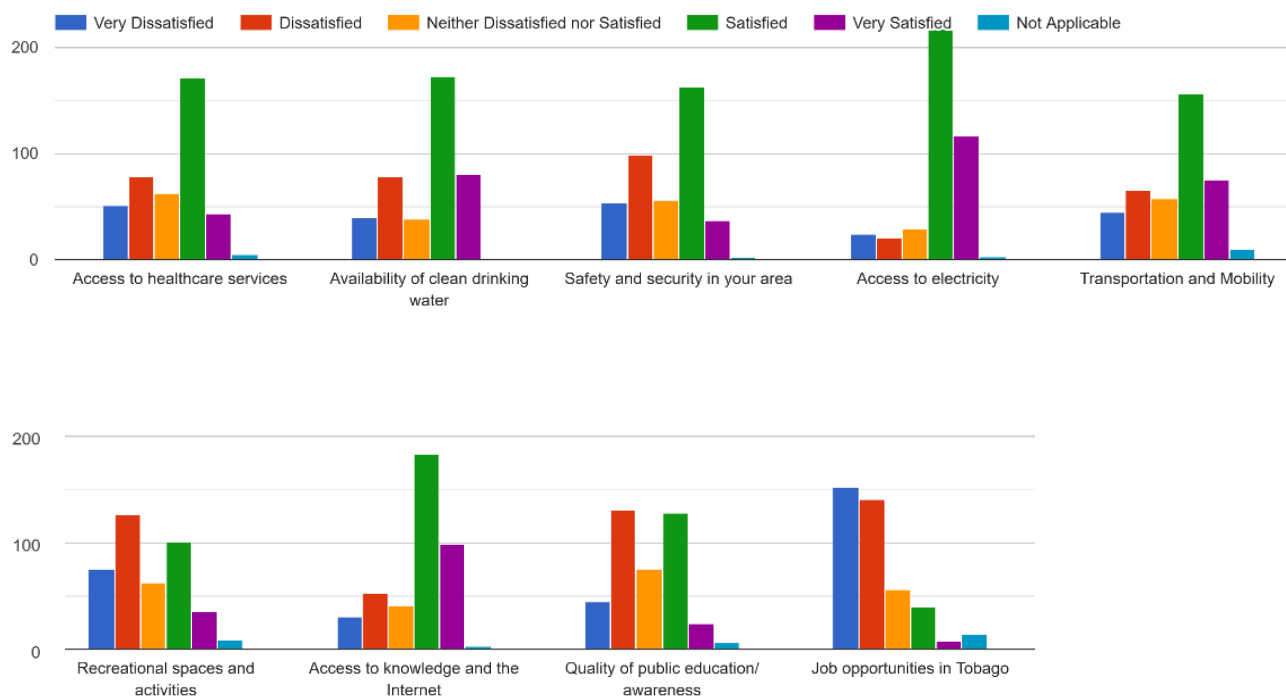
7. Are you able to provide for the basic necessities on your current earnings?

410 responses



*Overall the vast majority of respondents felt that they were able to provide for their basic necessities on the declared household income (**Yes, Always** or **Yes, Most of the time**). Nevertheless, a notable portion (32.6%) felt that they were **Never** or **Rarely** able to provide for their basic necessities on the declared income. This is a cause for concern.*

8. How satisfied are you with the following aspects of your daily life in Tobago? ** Scroll right  to see all options on mobile 



Key Findings:

1. Access to Electricity

- This category received the highest level of satisfaction, with the majority of respondents reporting being either **Satisfied or Very Satisfied**.
- A smaller group reported dissatisfaction, but this was significantly lower compared to other categories.

2. Availability of Clean Drinking Water & Safety in the Area

- These two aspects show a **strong satisfaction trend**, with most respondents indicating **Satisfied or Very Satisfied**.
- However, there is a notable portion of respondents who are **Dissatisfied or Very Dissatisfied**, suggesting room for improvement.

3. Access to Healthcare Services

- Satisfaction levels are relatively high, but there is a visible group of respondents who expressed dissatisfaction.
- The **Dissatisfied and Very Dissatisfied** categories indicate that accessibility or quality of healthcare services may be concerns for a segment of the population.

4. **Transportation and Mobility & Recreational Spaces**

- Satisfaction is mixed, with a fairly even spread across **Satisfied, Dissatisfied, and Neutral** responses.
- This suggests that while some residents are content with these services, others find them lacking.

5. **Access to Knowledge & the Internet**

- The majority of respondents expressed satisfaction, but a **considerable portion remains dissatisfied**.
- Given the increasing reliance on digital connectivity, this suggests a potential need for **infrastructure improvements or affordability initiatives**.

6. **Quality of Public Education**

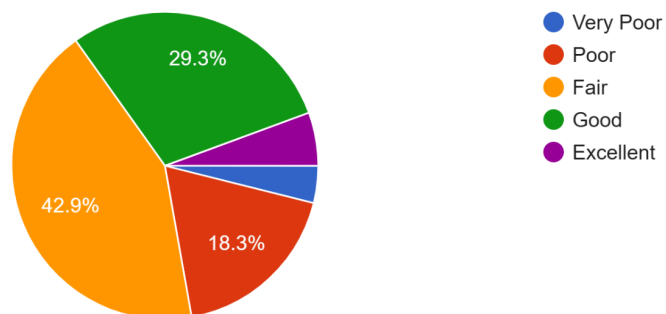
- Responses indicate a balance between **satisfaction and dissatisfaction**.
- The dissatisfaction levels suggest that while some find the education system sufficient, others may have concerns about **resources, teaching quality, or accessibility**.

7. **Job Opportunities in Tobago**

- This category stands out as the **most negatively rated**, with a **high concentration of Dissatisfied and Very Dissatisfied responses**.
- Few respondents expressed strong satisfaction, indicating **widespread concern about employment availability and economic opportunities**.

9. How would you rate your overall quality of life in Tobago?

410 responses

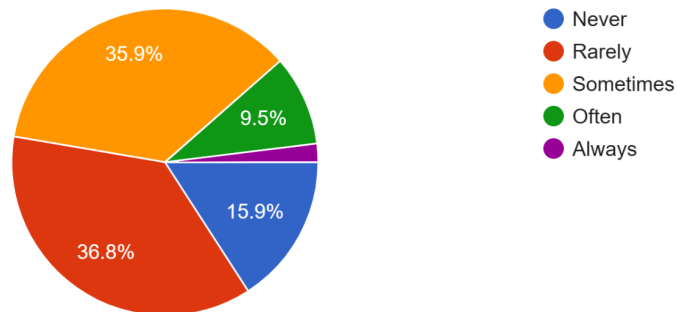


Almost half of all respondents rated their quality of life as **Fair**, and around a third (34.9%) rated it as **Good** or **Excellent**. However 22.2% rated it as **Poor** or **Very Poor** suggesting a divide in respondents' quality of lives.



Participatory Governance

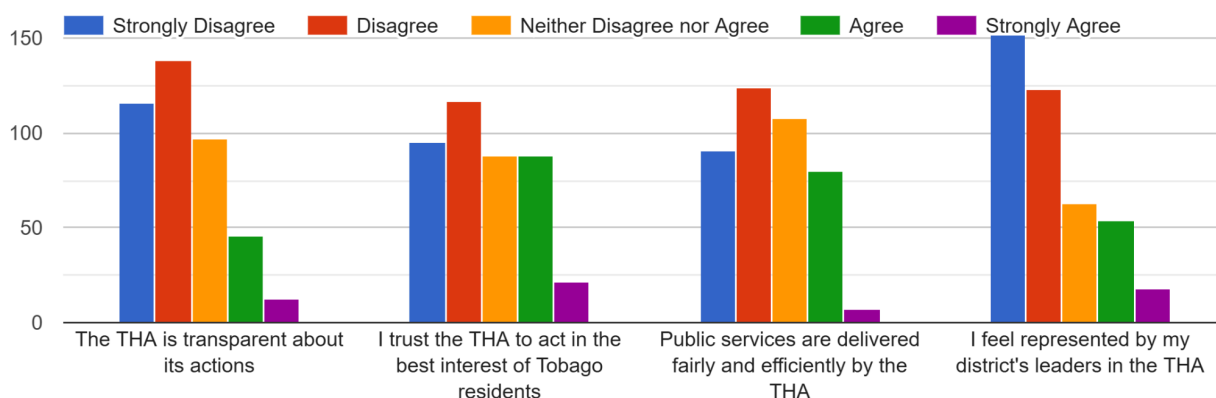
10. To what extent do you feel you are properly informed about the decisions made by the Tobago House of Assembly (THA)?

410 responses



More than half of all respondents indicated that they **Never** or **Rarely** feel properly informed about the THA's decisions. Around a third responded **Sometimes**, and only 11.5% said **Often** or **Always**. This suggests that the THA may have to improve its public communication systems.

11. To what extent do you agree with the following statements about the Tobago House of Assembly (THA)? ** Scroll right  to see all options on mobile 



Key Findings:

1. *Transparency of the THA*

- The majority of respondents **strongly disagreed or disagreed** with the statement that the THA is transparent in its actions.
- Very few respondents expressed strong agreement, indicating **widespread concerns about government transparency**.

2. **Trust in the THA to Act in Tobago's Best Interest**

- A significant portion of respondents **disagreed** with this statement, though there is a notable presence of neutral and agreeing responses.
- This suggests a **lack of confidence** in the THA's decision-making, but also indicates that trust is not entirely absent.

3. **Fairness and Efficiency of Public Service Delivery**

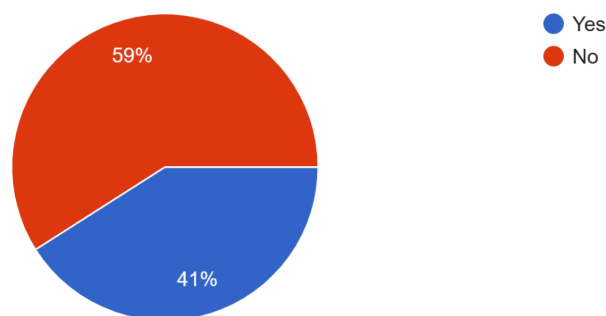
- Similar to trust, there is **significant disagreement** on whether public services are delivered fairly and efficiently.
- However, a portion of respondents **agreed**, indicating that perceptions of service delivery may vary depending on specific experiences.

4. **Representation by District Leaders in the THA**

- This category has the **highest level of dissatisfaction**, with a strong majority of respondents **strongly disagreeing or disagreeing**.
- **Few people feel well-represented** by their district leaders, highlighting a possible disconnect between elected officials and their constituents.

12. Have you ever taken part in THA Public discussions (e.g., attending meetings, surveys, providing feedback)?

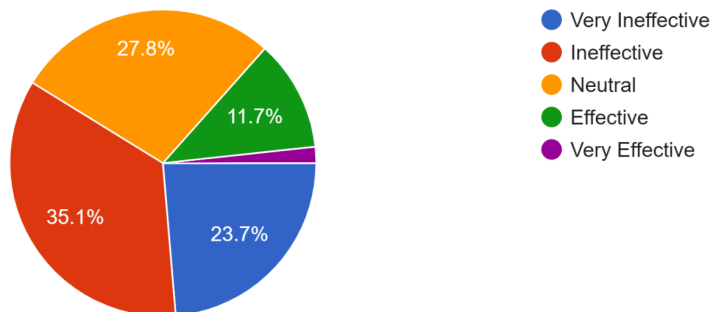
410 responses



Unfortunately barely over 40% of respondents have taken part in THA Public discussions. However combining this result with that of the previous two questions on awareness and transparency, it's possible that respondents do not often become aware of the THA's Public Discussions. This CivilNET Survey may be the only way that many respondents get the opportunity to submit their opinions (indirectly) to the THA.

13. How would you rate the effectiveness of the THA in addressing the needs of your district?

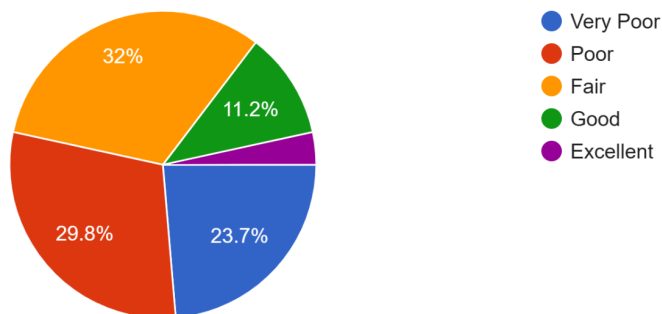
410 responses



*Almost 60% of respondents rated the THA as **Ineffective** or **Very Ineffective** at addressing the needs of their district suggesting that the THA has an operational problem in improving the lives of Tobagonians. A larger portion (27.8%) was **Neutral** however, and only a few positively rated the THA's effectiveness.*

14. How would you rate the overall performance of the THA in providing for and advancing Tobago?

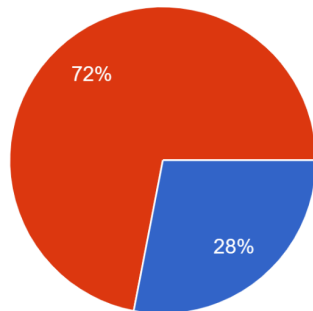
410 responses



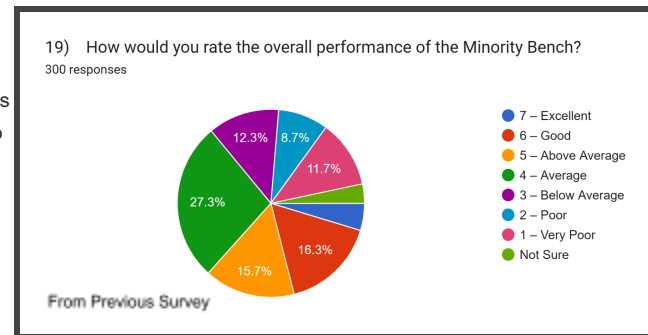
*Similarly to Question 13, most (53.5%) respondents rated the THA as **Poor** or **Very Poor** at providing for and advancing Tobago. This suggests a general dissatisfaction with the work of the THA. In the last survey 37.3% rated the THA as **Poor** or **Very Poor**, 26.3% rated it as **Good** or **Excellent**, and the values for **Above Average**, **Average** and **Below Average** were 8%, 18.3% and 8.6% respectively. All of this represents a worse rating for the THA compared to the previous year's survey.*

15. Do you think that the Minority Council of the THA is having any impact on the governance of the THA?

410 responses



● Yes
● No

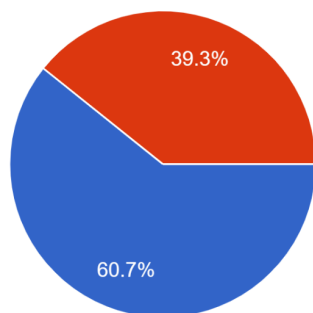


Almost three quarters of respondents rated the Minority Council as having no impact (positive or negative) on the governance of Tobago. This suggests either a lack of communication on what the Minority Council is doing, or a rating that their actions are ineffective on the governance of the island.

Your Contribution Towards a Better Tobago

16. Have you personally contributed to improving your community/Tobago in 2024 (e.g., volunteering, community projects, environmental initiatives)?

410 responses



● Yes
● No

A healthy 60% of respondents indicated that they personally contributed to improving their community or Tobago last year (2024).

17. If you answered yes to Question 16, please describe how you have contributed to your community/Tobago.

Survey respondents highlighted a wide range of ways they contribute to their communities and Tobago as a whole. These contributions fall into several key categories:

1. Community Development & Volunteering

- Participation in **Village Councils** and **NGOs** to support community initiatives.
- Organizing and supporting **charity events**, including food and clothing drives for vulnerable residents.
- Involvement in **faith-based community projects** and church programs that assist youth, families, and the elderly.
- Volunteering for **community infrastructure projects**, such as repairing roads, drains, and public spaces.

2. Environmental Conservation

- **Beach cleanups**, tree planting, and other environmental preservation activities.
- Participation in **waste management efforts**, including collecting litter, cleaning up public areas, and recycling advocacy.
- **Advocacy against environmental threats**, such as opposing unsustainable developments and promoting conservation efforts.
- Volunteering in **oil spill cleanups** and other emergency environmental responses.

3. Education & Youth Development

- **Teaching and mentorship**, including free tutoring, coaching, and skill-building programs.
- Advocating for and leading **youth-focused programs**, including leadership training, job preparation, and life skills development.
- Encouraging **sports and recreational activities** for youth to promote healthy lifestyles and community engagement.

4. Economic & Professional Support

- Supporting **local businesses** by hiring within the community and promoting Tobago-made products.
- Providing **free advisory services** on employment, government resources, and small business development.
- Organizing **workshops and training programs** for skill development, including literacy programs and vocational training.

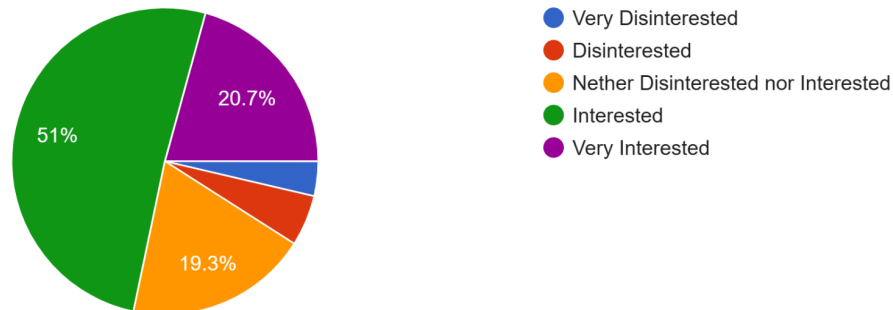
5. Social & Advocacy Efforts

- Advocating for **better governance, policy changes, and community improvements** through participation in local government discussions and meetings.
- Supporting **mental health and social services**, particularly for youth and seniors.
- Encouraging **cultural preservation** through arts, heritage festivals, and traditional craft-making.

This summary reflects the deep commitment of Tobago's residents to improving their communities through direct action, volunteerism, and advocacy. Their contributions demonstrate a strong sense of civic duty and a desire to build a better Tobago for future generations.

18. How interested are you in "Len han" projects/activities in building Tobago (Where you volunteer to help out others in their projects)?

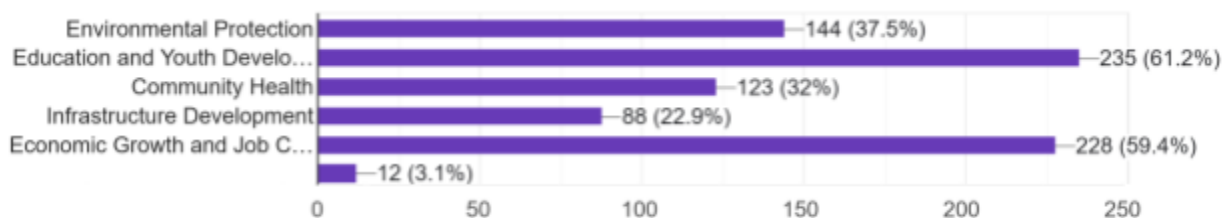
410 responses



*Despite almost a fifth of respondents indicating that they were **Neither Disinterested nor Interested** in Len Han type projects, only around 9% clearly indicated disinterest. This suggests that the vast majority of respondents (and we hope, of Tobagonians overall) are willing to join community projects where we help each other. This is a good sign.*

19. What areas would you be most interested in contributing to (select as many as you want, or leave blank)?

384 responses



Key Findings:

- **Education and Youth Development** was the most selected category, with **235 respondents (61.2%)** expressing interest.
- **Economic Growth and Job Creation** followed closely behind, with **228 respondents (59.4%)**, highlighting a strong concern for employment opportunities.
- **Environmental Protection** was also a significant area of interest, with **144 respondents (37.5%)**.

- **Community Health** garnered **123 responses (32%)**, indicating a considerable level of concern for healthcare and well-being.
- **Infrastructure Development** was selected by **88 respondents (22.9%)**, showing moderate interest.
- Other areas, such as **Sports, Vocational Training, and Technology**, received minimal responses, each with **less than 5% participation**.

Overall Insights:

- **Education, economic opportunities, and environmental sustainability** are the **top three** priorities for community involvement.
- There is **strong interest in improving job prospects**, suggesting that economic concerns remain prevalent among respondents.
- The relatively lower interest in **sports, transport, and technology-related fields** suggests these may not be pressing areas for public engagement.

Open Feedback

20. What is the most pressing issue your district faces that the THA should address (optional)?

Summary of Pressing Issues in Tobago's Districts

Based on community survey responses, residents identified several key issues that require urgent attention from the Tobago House of Assembly (THA). The most frequently mentioned concerns include:

1. Infrastructure & Public Services

- **Roads & Drainage:** Poor road conditions, potholes, lack of sidewalks, and inadequate drainage leading to flooding were major concerns across multiple districts.
- **Water Supply & Quality:** Many respondents reported irregular water supply, low water pressure, and concerns over water quality, including dirty and smelly water.
- **Sanitation & Waste Management:** There were calls for improved garbage collection, better street cleaning, and addressing the issue of stray dogs scattering waste.
- **Street Lighting & Safety:** Poorly lit streets and non-functional streetlights were highlighted as a security risk in multiple communities.

2. Crime & Safety

- **Crime & Violence:** Rising crime, particularly involving young men, was a key concern, with calls for stronger law enforcement and crime prevention measures.
- **Drugs & Gangs:** Many respondents expressed concerns about drug use among youth, gang-related activities, and the need for intervention programs.

- Community Policing & Security Measures: Residents requested more police presence, installation of security cameras, and community policing initiatives.

3. Employment & Economic Opportunities

- Job Creation & Unemployment: High unemployment, particularly among youth, was cited as a significant issue, with calls for more job opportunities and employment initiatives.
- Entrepreneurship & Skills Training: There was a strong demand for training programs, apprenticeship opportunities, and entrepreneurship support to help residents, especially young people, build sustainable careers.

4. Youth Development & Community Engagement

- Recreational Facilities & Extracurricular Activities: Many communities lack well-maintained recreational spaces, football fields, and community centers, limiting youth engagement.
- Education & Skill Development: Respondents emphasized the need for improved access to technical and vocational training, as well as after-school programs for children and young people.

5. Transportation & Accessibility

- Public Transport: Limited transportation options, especially after hours, were a major concern, impacting residents' mobility and economic opportunities.
- Pedestrian & Road Safety: Requests for sidewalks, better road signage, street mirrors, and safe pedestrian walkways were common.

6. Tourism & Economic Development

- Tourism Management & Infrastructure: Respondents stressed the need for better tourism infrastructure, including upgrading town centers, maintaining heritage sites, and improving visitor amenities.
- Environmental Conservation: Concerns were raised about beach erosion, coastal preservation, and proper management of natural resources like the Buccoo Reef.

7. Governance & Representation

5. Lack of Effective Leadership: Several respondents criticized local representatives for inadequate engagement and failure to address pressing community concerns.
6. Transparency & Accountability: There were calls for better governance, reduced nepotism, and increased public participation in decision-making.

This summary highlights the critical issues raised by residents, providing insight into the most urgent areas requiring attention from the THA to improve quality of life in Tobago's communities.

21. What suggestions do you have for improving the quality of life in Tobago (optional)?

Survey respondents shared a broad range of recommendations to enhance Tobago's development, well-being, and governance. These suggestions can be categorized into the following key areas:

1. Economic Development & Employment

- **Job Creation & Entrepreneurship:** Expand employment opportunities, particularly for youth, by promoting entrepreneurship, skills training, and apprenticeships.
- **Diversification of the Economy:** Reduce dependence on government jobs and tourism by developing other industries such as agriculture, fishing, and manufacturing.
- **Support for Small & Local Businesses:** Prioritize local contractors and businesses in government projects and facilitate business development through access to financing and incubator programs.
- **Fair Hiring Practices:** Reduce nepotism and political favoritism in job allocation, ensuring merit-based employment.

2. Infrastructure & Public Services

- **Road Repairs & Maintenance:** Systematic upgrades to roads, pavements, and street lighting for improved safety and accessibility.
- **Reliable Water Supply:** Address water shortages and improve water quality.
- **Transportation Improvements:** Expand public transport, particularly late-night services, and improve connectivity between Tobago and Trinidad.
- **Better Waste Management & Cleanliness:** Regular garbage collection, reduction of littering, and environmental clean-up efforts.

3. Crime & Safety

- **Stronger Policing & Crime Prevention:** Increase police presence, improve law enforcement effectiveness, and implement community policing initiatives.
- **Youth Crime Prevention Programs:** Establish mentorship, skills training, and employment opportunities to steer young people away from crime.
- **Gun & Drug Control Measures:** Address the rise in firearm-related violence and drug abuse, particularly among young men.

4. Education & Youth Development

- **Education Reform:** Improve access to quality education, vocational training, and technical skills programs.
- **More Community & Youth Engagement Programs:** Increase recreational, cultural, and educational activities for children and young people.
- **Support for Single Parents & Families:** Provide assistance for struggling families to improve early childhood education and development.
- **Expansion of Higher Education:** Build a university or technical institute to prevent brain drain and provide better educational opportunities locally.

5. Governance & Political Reform

- **Greater Transparency & Accountability:** Ensure responsible public spending, reduce corruption, and improve governance efficiency.
- **More Engagement with Citizens:** Politicians should engage more with residents outside of election season, listening to their concerns and acting on them.
- **Autonomy for Tobago:** Many respondents called for increased self-governance, financial independence, and direct access to national resources.
- **Less Partisan Politics:** Move away from divisive politics and focus on solutions that benefit Tobago as a whole.

6. Tourism & Environmental Sustainability

- **Upgrading Tourism Infrastructure:** Improve attractions, maintain public beaches, and ensure hotels and guesthouses meet international standards.
- **Sustainable Development Initiatives:** Implement policies to protect the environment, prevent coastal erosion, and support local agriculture for food security.
- **Better Marketing & Promotion:** Increase efforts to attract visitors and improve the overall tourism experience.

7. Social & Community Development

- **Community Projects & Social Programs:** Invest in initiatives that foster unity, mentorship, and self-reliance.
- **Affordable Housing & Homeownership Support:** Provide better access to housing for young people and low-income families.
- **Mental Health & Well-being Programs:** Address mental health, parenting education, and social issues affecting the population.
- **Support for the Elderly & Disabled:** Improve accessibility, transportation, and social programs for these vulnerable groups.

These suggestions reflect the collective aspirations of Tobago's residents and emphasize the need for practical, people-centered policies to foster economic growth, social well-being, and sustainable development.

Youth Appendix

Below are the numerical and summary results of the Under-35 respondents Tobago Performance Survey 2023-2024 hosted by Tobago CivilNET, the Tobago Council of Elders and the Tobago Youth Council. We perform limited interpretation of these figures to avoid any bias or coloring of the reader's perception.

Total responses: **121**

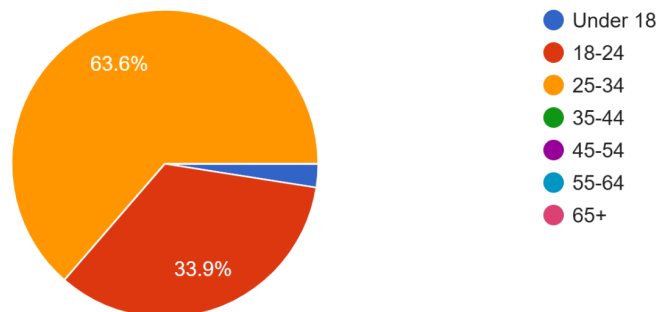
Due to the small number of responses, these results should not be considered a statistically representative result. They should, instead, be considered general guides to the opinions of the Youth in Tobago regarding the performance of Tobago in meeting their needs.

In some cases, we will compare the **Youth Respondent** result to that of **All Respondents** (the Main Result Report).

Demographics

1) What is your Age?

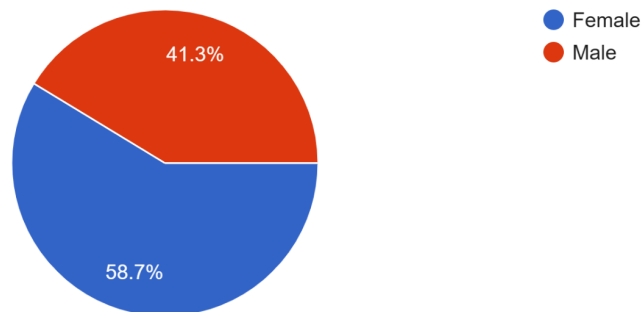
121 responses



Younger age groups were underrepresented. The Under 18 age group was severely limited in response (only 3 were received).

2. What is your Sex?

121 responses



The survey captured many more responses from young women than young men.

3) Please Select Your District

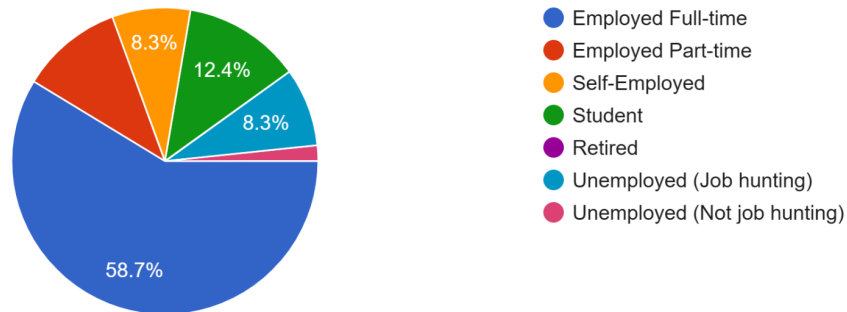
121 responses



All 15 Tobago Districts were represented. This result is similar to the full survey results, except that the Parlatuvier/L'Anse Fourmi/Speyside district had proportionally more responses for the youth. The minimum represented district was Darrel Spring/Whim with 1.7%. The largest was Parlatuvier/L'Anse Fourmi/Speyside with 15.7%.

4. Which option best describes your Employment Status?

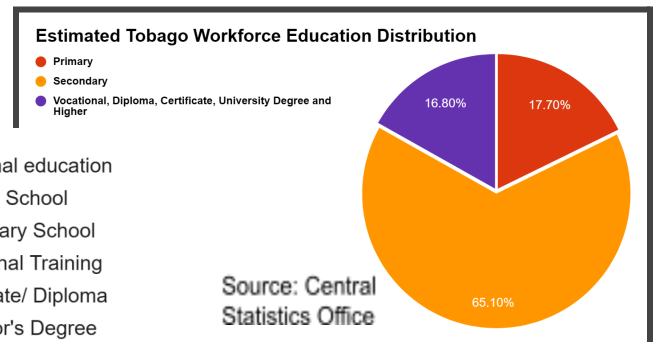
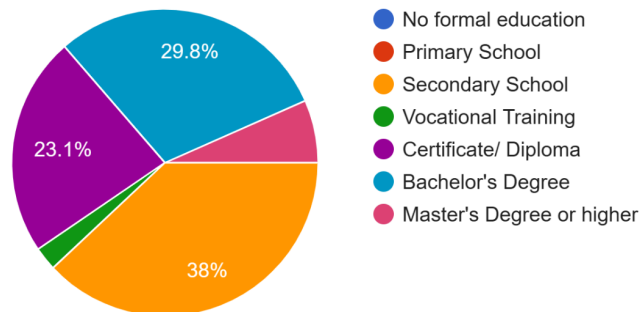
121 responses



The majority of youth respondents were **Employed Full Time** (a larger share than for **All Respondents**). Also there was a higher proportion of **Students** and **Employed Part Time**.

5. What is your highest education level?

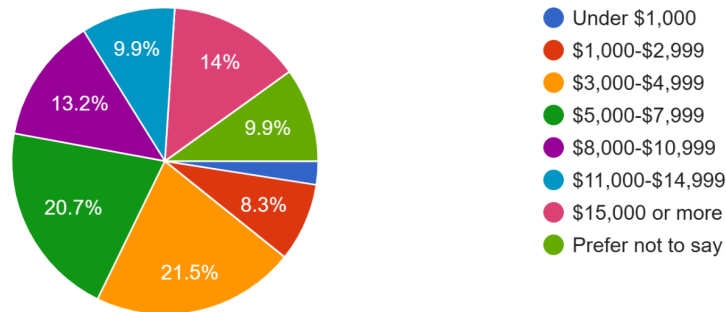
121 responses



The educational backgrounds of youth respondents varied widely. The large share of **Secondary School** respondents, coupled with the relatively small number of **Students** from the previous question suggest that young people are often working right after Secondary School (possibly before heading off to tertiary education). However the youth respondents, like all the respondents, were more educated on average than the total Tobago workforce when compared to the inserted diagram of all the Tobago Workforce.

6. What is your Monthly household Income?

121 responses

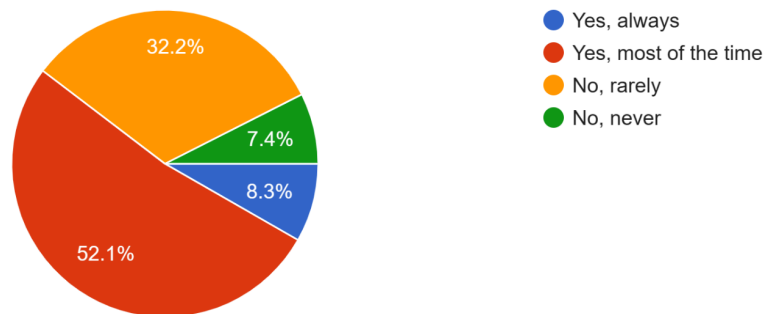


The household income of respondents was wide in range. Note that quite a lot of respondents preferred not to answer this question.



Your Quality of Life

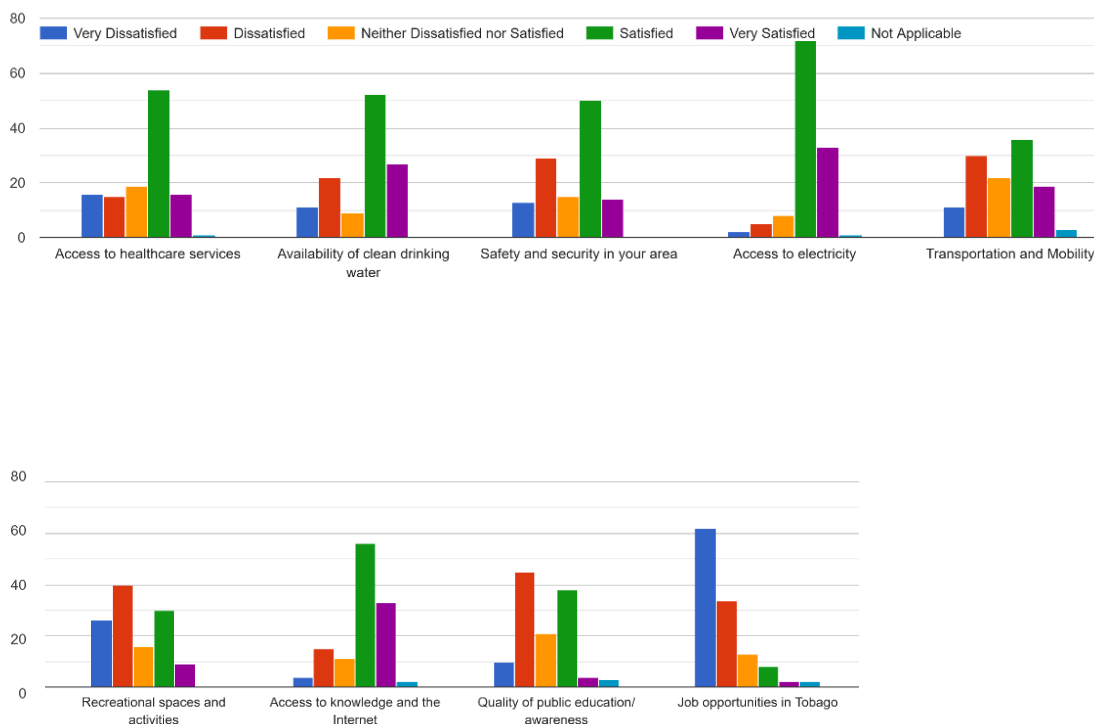
7. Are you able to provide for the basic necessities on your current earnings?

121 responses



*Overall the vast majority of respondents felt that they were able to provide for their basic necessities on the declared household income (**Yes, Always** or **Yes, Most of the time**). Nevertheless, a notable portion (39.6%) felt that they were **Never** or **Rarely** able to provide for their basic necessities on the declared income. This is a cause for concern.*

8. How satisfied are you with the following aspects of your daily life in Tobago? ** Scroll right  to see all options on mobile 



Key Findings:

1. Access to Healthcare Services

- Responses are quite positive, with a notable cluster in **Satisfied**. Overall, more people lean toward satisfaction than dissatisfaction.

2. Availability of Clean Drinking Water

- Opinions skew positively, with a sizable portion **Satisfied** or **Very Satisfied**. A smaller (but visible) group is dissatisfied.

3. Safety and Security

- Most respondents report feeling **Satisfied** or **Dissatisfied**, with fewer indicating extremes. This suggests that safety is generally viewed positively, by the youth but with a significant minority having concerns.

4. Access to Electricity

- This category shows the strongest positive sentiment: the majority are **Very Satisfied**, with only a small fraction reporting dissatisfaction.

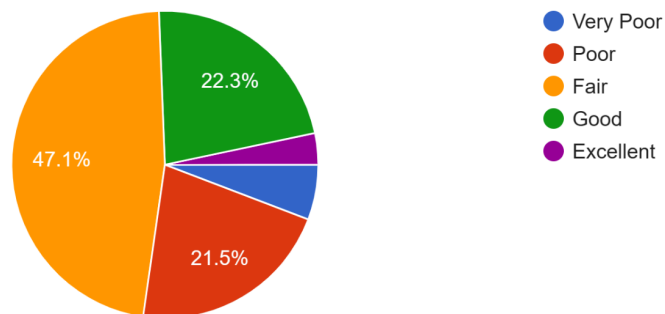
5. Transportation and Mobility

- Responses are more spread out, but a significant group is dissatisfied. While a good number are satisfied, dissatisfaction levels here are higher than in electricity or safety.
6. **Recreational Spaces and Activities**
- Most respondents lean toward **Dissatisfied** or **Very Dissatisfied**, though a moderate proportion is **Satisfied**. This indicates a generally negative but not overwhelming level of dissatisfaction.
7. **Access to Knowledge and the Internet**
- The bulk of responses fall in the **Satisfied** and **Very Satisfied** range, indicating broadly positive views on connectivity and information access.
8. **Quality of Public Education/Awareness**
- A majority express middling ratings of the Public Education quality (either **Satisfied** or **Dissatisfied**, with a notable portion between the two). Considering the youth have the most recent (and current) experience with the Public Education system, their opinion here is important.
9. **Job Opportunities in Tobago**
- This category sees the highest proportion of negative responses. More respondents selected **Very Dissatisfied** or **Dissatisfied** compared to those **Satisfied**, indicating that employment prospects are a major concern. This is also a more negative response by the youth compared to **All Respondents** suggesting that the youth have greater concerns about employment than the general population.

Overall, **Access to Electricity** garners the highest satisfaction, **Safety and Security** also scores well, and **Job Opportunities** stands out as the most negatively perceived aspect of daily life in Tobago among the listed categories.

9. How would you rate your overall quality of life in Tobago?

121 responses

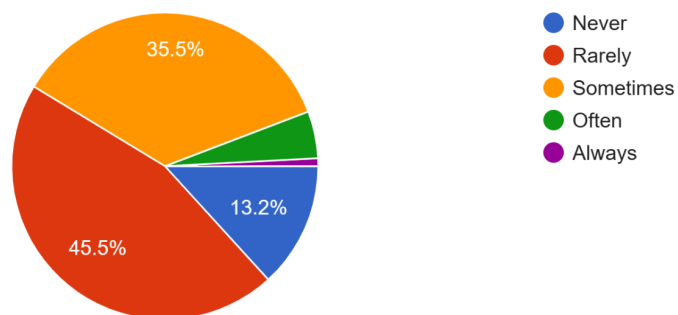


Almost half of **Youth Respondents** rated their quality of life as **Fair**, and around a quarter (26%) rated it as **Good** or **Excellent**. However 27.3% rated it as **Poor** or **Very Poor**, larger than the corresponding share for **All Respondents**.

Participatory Governance

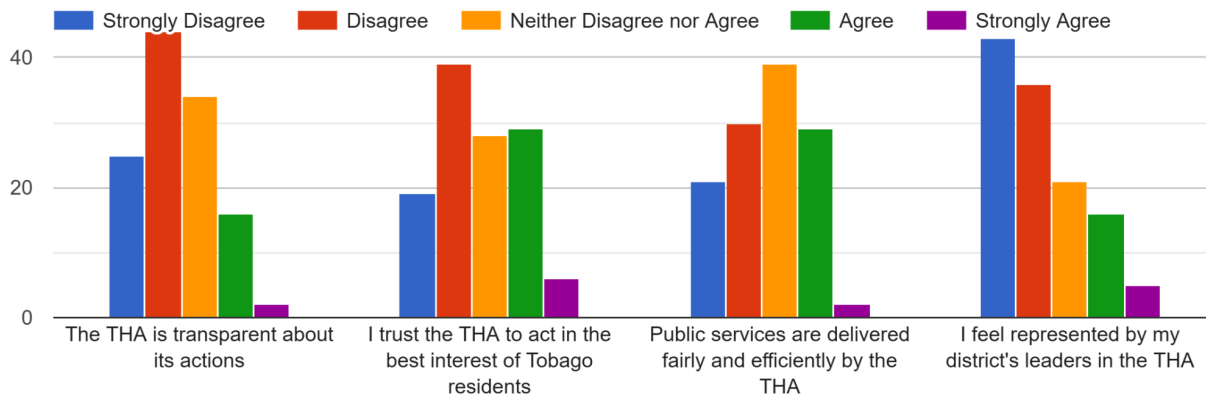
10. To what extent do you feel you are properly informed about the decisions made by the Tobago House of Assembly (THA)?

121 responses



Almost two thirds of **Youth Respondents** indicated that they **Never** or **Rarely** feel properly informed about the THA's decisions. Around a third responded **Sometimes**, and less than **6%** said **Often** or **Always**. This suggests that the THA may have to improve its public communication systems with some special tools for the Youth.

11. To what extent do you agree with the following statements about the Tobago House of Assembly (THA)? ** Scroll right ➡ to see all options on mobile ➡



Key Findings:

1. Transparency of the THA's Actions

- Many more people **Disagree** or **Strongly Disagree** than **Agree**, indicating that a notable portion of respondents do not feel the THA is transparent.

2. Trust in the THA to Act in Tobago's Best Interest

- Again, the largest share of responses falls under **Disagree**, though there is a substantial segment that either **Agrees** or remains neutral. Overall, trust levels appear quite negative.

3. Fairness and Efficiency of Public Service Delivery

- Opinions here are somewhat mixed but tilt toward the negative. A sizable group disagrees that services are delivered fairly and efficiently, though some respondents do agree.

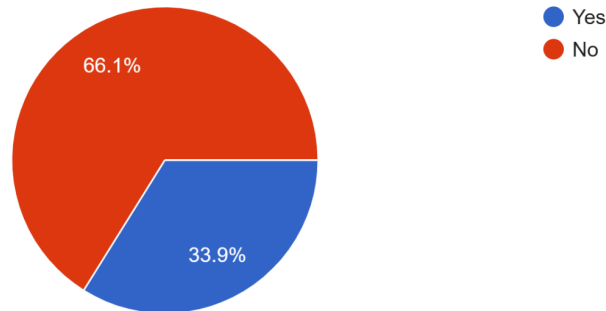
4. Feeling Represented by District Leaders

- This is the most negatively viewed statement: the majority of responses cluster around **Disagree** or **Strongly Disagree**, suggesting that many **Youth Respondents** do not feel well-represented at the district level. This mirrors the results for **All Respondents**.

Overall the **Youth Respondents'** results are similar to those of **All Respondents** with slightly higher levels of **Neither Disagree nor Agree** suggesting more ignorance about certain aspects of the THA's operations.

12. Have you ever taken part in THA Public discussions (e.g., attending meetings, surveys, providing feedback)?

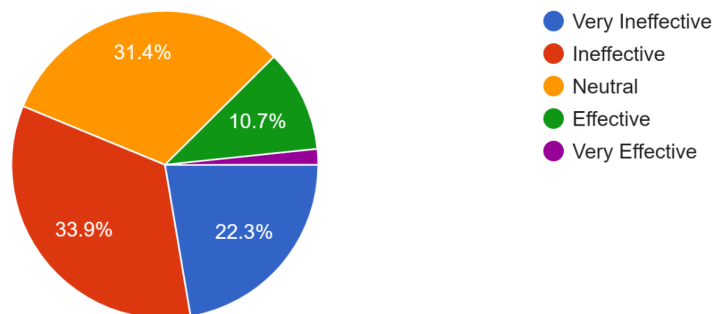
121 responses



*Unfortunately only around **a third** of **Youth Respondents** have taken part in THA Public discussions.*

13. How would you rate the effectiveness of the THA in addressing the needs of your district?

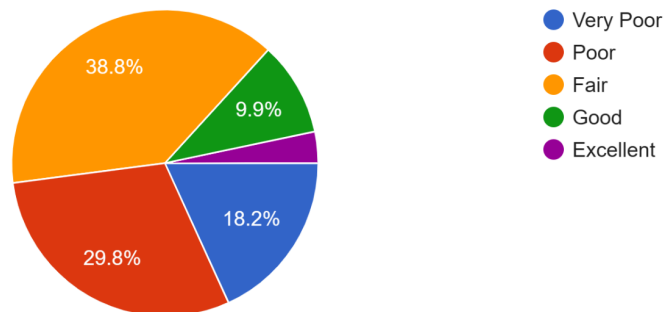
121 responses



*Almost 60% of **Youth Respondents** rated the THA as **Ineffective** or **Very Ineffective** at addressing the needs of their district suggesting that the THA has an operational problem in improving the lives of Tobagonians. A larger portion (31.4%) was **Neutral** however, and only a few positively rated the THA's effectiveness.*

14. How would you rate the overall performance of the THA in providing for and advancing Tobago?

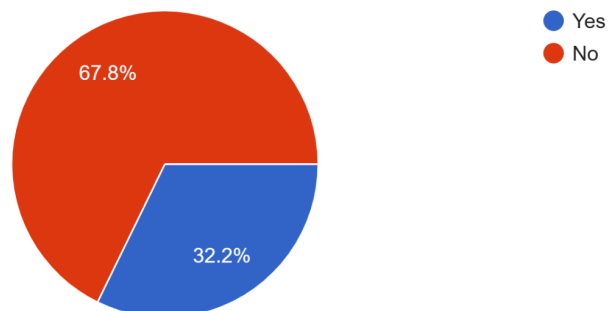
121 responses



*Almost half (48%) of **Youth Respondents** rated the THA as **Poor** or **Very Poor** at providing for and advancing Tobago. This suggests a general dissatisfaction with the work of the THA.*

15. Do you think that the Minority Council of the THA is having any impact on the governance of the THA?

121 responses

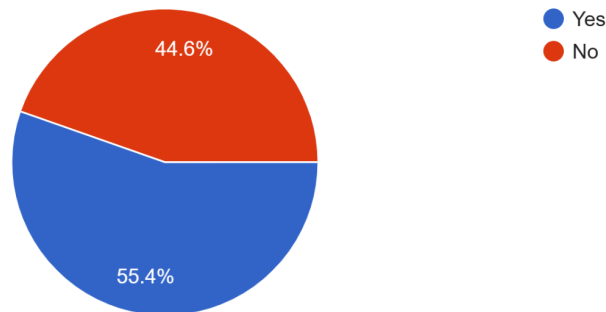


*Around two thirds of **Youth Respondents** rated the Minority Council as having no impact (positive or negative) on the governance of Tobago. This suggests either a lack of communication on what the Minority Council is doing, or a rating that their actions are ineffective on the governance of the island.*

Your Contribution Towards a Better Tobago

16. Have you personally contributed to improving your community/Tobago in 2024 (e.g., volunteering, community projects, environmental initiatives)?

121 responses



*A healthy 55% of **Youth Respondents** indicated that they personally contributed to improving their community or Tobago last year (2024).*

17. If you answered yes to Question 16, please describe how you have contributed to your community/Tobago.

***Youth Respondents** reported a wide variety of ways they give back to their communities and to Tobago. Common themes include:*

1. Environmental Initiatives

- **Beach and Community Cleanups:** Many respondents help remove trash from beaches, participate in oil spill cleanups, or engage in neighborhood beautification.
- **Planting and Conservation:** A few mentioned tree planting and caring for public spaces.

2. Volunteering and Service

- **Youth & Community Groups:** Some are involved in Police Youth Clubs, Village Councils, or other local organizations, often taking leadership roles.
- **NGOs and Clubs:** Several respondents volunteer with Rotary or other NGOs to support community projects and outreach efforts.

3. Mentorship and Education

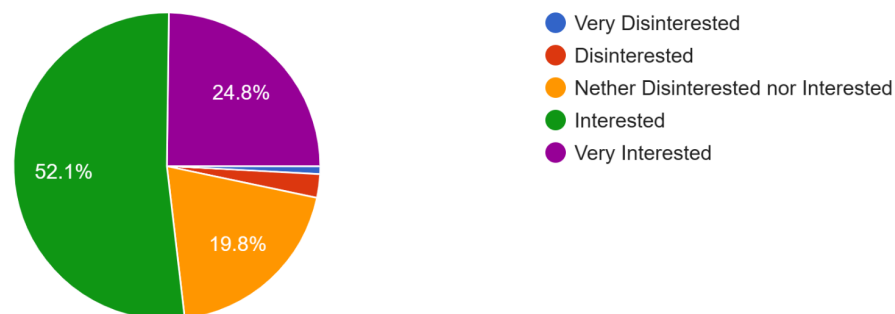
- **Guiding Younger Residents:** Mentoring, motivational speaking, and counseling peers are common contributions.

- **Promoting Education:** Participating in or leading educational campaigns, drafting youth development agendas, and encouraging school attendance.
4. **Work, Taxes, and Economic Contributions**
- **Employment:** Respondents highlight contributing by holding jobs, running small businesses, or paying taxes/NIS.
 - **Supporting Community Events:** Providing finances or resources for cultural, sporting, or festival activities.
5. **Cultural and Heritage Activities**
- **Organizing/Supporting Festivals:** Some help with Tobago carnival, heritage festivals, or selling cultural items like bene balls and fudge.
 - **Preserving History:** Involvement in maintaining historical monuments and other cultural sites.

Overall, the responses demonstrate that community-mindedness often revolves around **environmental care, youth mentorship, volunteering through formal or informal groups, and active participation in local cultural and social initiatives.**

18. How interested are you in "Len han" projects/activities in building Tobago (Where you volunteer to help out others in their projects)?

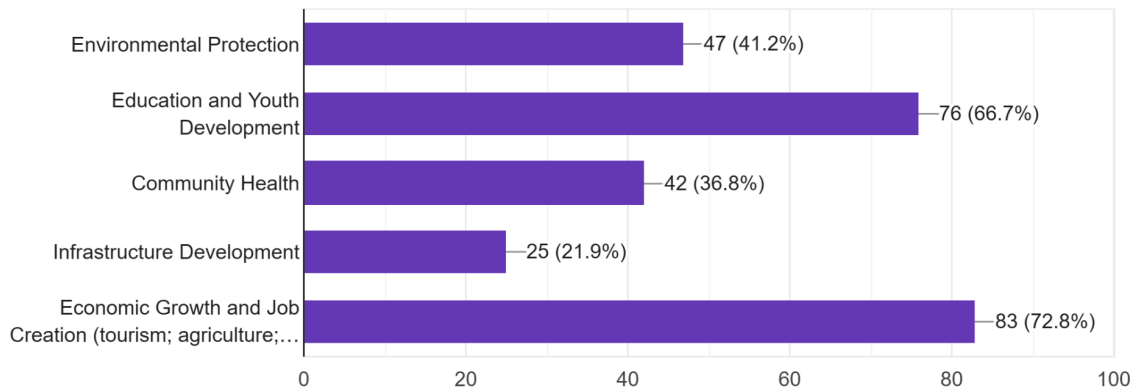
121 responses



Despite almost a fifth of **Youth Respondents** indicating that they were **Neither Disinterested nor Interested** in Len Han type projects, only around 3.3% clearly indicated disinterest. This is lower than for **All Respondents** suggesting that the youth is even more interested in helping others than the general public.

19. What areas would you be most interested in contributing to (select as many as you want, or leave blank)?

114 responses



Key Findings:

- **Economic Growth and Job Creation (72.8%)** drew the most interest, followed closely by **Education and Youth Development (66.7%)**.
- About two in five respondents (41.2%) indicated interest in **Environmental Protection**, while a slightly smaller proportion (36.8%) chose **Community Health**.
- **Infrastructure Development** received the least interest (21.9%), though still with over one-fifth of respondents indicating they would like to contribute in that area.

Overall Insights:

- **Education, economic opportunities, and environmental sustainability** are the **top three Youth priorities** for community involvement (same with **All Respondents**).
- There is **strong interest in improving job prospects**, suggesting that economic concerns remain prevalent among **Youth Respondents**.
- The relatively lower interest in **sports, transport, and technology-related fields** suggests these may not be pressing areas for public engagement.

Open Feedback

20. What is the most pressing issue your district faces that the THA should address (optional)?

Summary of Pressing Issues in Tobago's Districts

Based on **Youth Respondent** data, residents identified several key issues that require urgent attention from the Tobago House of Assembly (THA). The most frequently mentioned concerns include:

1. **Poor Infrastructure**

- **Road Conditions:** Frequent complaints about potholes, uneven roads, and insufficient maintenance.
- **Water Supply:** Reports of shortages, low water quality, and burst pipes.
- **Facilities and Utilities:** Lack of proper drainage, street lighting, bus stops, and community centers.

2. **Crime and Safety Concerns**

- **Gang Activity and Petty Crime:** Multiple mentions of youth delinquency, drug use, and harassment.
- **Public Nuisances:** Concerns about loitering, noise, and other disruptive behaviors.

3. **Unemployment and Economic Opportunities**

- **Job Creation:** Many respondents cite a need for more employment, particularly for youth.
- **Skill Development:** Calls for training programs, vocational courses, and initiatives that help young people find or create jobs.

4. **Youth and Community Development**

- **Recreational Facilities:** Demand for playgrounds, sports fields, and other youth-friendly spaces.
- **Extracurricular Activities:** Appeals for programs to engage children and teenagers, including mentoring, community events, and educational support.

5. **Environmental and Public Health Issues**

- **Mosquito Infestations:** Requests for better vector control.
- **Garbage Management:** Need for improved waste disposal and cleanliness measures.
- **Climate Change Adaptation:** Some respondents point out inadequate planning for changing environmental conditions.

Overall, fixing roads and infrastructure, reducing crime, creating job opportunities, improving water quality, and developing youth-oriented programs emerged as the most pressing concerns across districts.

21. What suggestions do you have for improving the quality of life in Tobago (optional)?

Survey respondents shared a broad range of recommendations to enhance Tobago's development, well-being, and governance. These suggestions can be categorized into the following key areas:

1. **Job Creation and Economic Development**

- **Youth Employment & Entrepreneurship:** Many respondents emphasize the need for more jobs, training, and financial support for young people to reduce crime and foster economic growth.

- **Private Sector and Tourism:** Calls for increased investment in local businesses, agriculture, and tourism—along with modernizing hotels and attractions—to diversify income streams.
2. **Infrastructure and Public Services**
 - **Roads, Transportation, and Utilities:** Better roads, reliable public transport, and improved water supply are high on the list of improvements needed.
 - **Adapting to Climate Change:** Some highlight the importance of better infrastructure planning (e.g., drainage, bus stops) to address environmental challenges.
 3. **Governance, Transparency, and Fairness**
 - **Accountability in THA:** Respondents want clearer, more transparent governance, with reduced favoritism in job placements and resource allocation.
 - **Community Engagement:** Multiple suggestions stress the need for officials to listen to constituents, involve youth in decision-making, and address local concerns directly.
 4. **Social and Community Programs**
 - **Crime Prevention and Social Services:** A root-cause approach to crime, mentorship programs, and outreach to young men and vulnerable groups.
 - **Youth Development:** Greater emphasis on extracurricular activities, skill-building initiatives, and recreational spaces.
 - **Support for Families:** Recommendations include affordable housing, mental health services, and targeted help for single mothers and the homeless.
 5. **Education and Skill Building**
 - **Vocational Training:** Calls for more trade schools, career development, and programs that align with local needs (e.g., agriculture, tourism).
 - **Upgrading Schools and Scholarships:** Increased opportunities for higher education and specialized training to prepare residents for emerging job markets.

Overall, **Youth Respondents** envision a Tobago that invests in **long-term, sustainable solutions**—particularly in **job creation, infrastructure, transparent governance, and social programs**—to enhance the quality of life for all residents.